



2023 COLLECTION

A family business caring about customer satisfaction



A family business caring about customer satisfaction

Here at Europa Caravans, we build family holidays. Turn the pages of this brochure, and picture yourself and your family in one of our extensive range of beautifully crafted holiday homes.

We lovingly pour over 50 years of knowledge and experience into each one of our designs. So, when you invest in a Europa Caravan, you get a real home-from-home – a stylish base in the sun and a cosy retreat on rainy days. Our exteriors are striking and the interiors comfortable and modern. Our fabrics and furniture have a contemporary feel and the kitchen and fittings are carefully designed and practical.

Our collection offers something to suit every taste and budget – there's a holiday home here for you. Browse these pages and imagine. This is where memories begin.

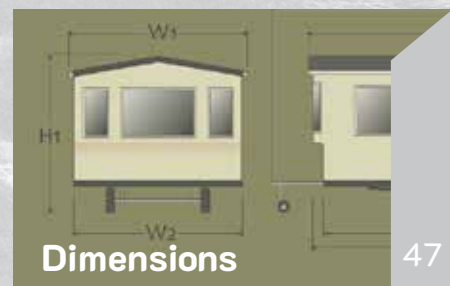
Europa Caravans Limited reserves the right to vary the specifications of its caravans without notice, and at such times and in such manner as it deems necessary. Table settings, ornaments, toys, electrical appliances, duvet covers and pillowcases (other than those shown as standard fixtures and fittings on each caravan) are displayed for photographic purposes only and do not form part of the contract of sale.

All dimensions quoted are approximate, and Europa Caravans Limited reserves the right to change sizes and materials, fittings etc., shown in this brochure without notice. If you have any doubts as to what is or is not included in your purchase, or the specification and layout of the caravan you are considering purchasing, it is your responsibility to establish those facts before you sign a contract of purchase.

The information displayed in this leaflet is correct at the time of printing. In the event of supply shortages, alternative materials may have to be used or alterations may have to be made to the models. Details of any such changes may be obtained from your dealer. All colours have been matched as close as printing techniques permit. Variations may occur when compared with the actual fabrics.



The Collection



Standard on all models

Europa Caravans are pleased to announce that all models include as standard the innovative Prolocked Window System. Prolocked Windows are internally beaded extra secure windows giving a whole new level of security to our caravans. (see page 44 for full details)



Sequoia

Standard



Outlook door option



Picture yourself in the evening, relaxing in the Sequoia's stylish lounge and dining area with its plush soft furnishings and an electric fire set in a contemporary wooden surround. Rustle up a meal in the spacious kitchen with its integrated oven, separate hob and microwave. Then get a great night's sleep in the king size bed in the master bedroom. With our trademark attention to detail, we have also fitted bedside lights, a drawer unit, plenty of wardrobe space with MDF doors throughout and a TV point.

The Sequoia is finished off with vertical blinds in the lounge and dining area, soft, luxurious carpets in the lounge and bedrooms and central heating throughout as standard – it's warm, comfortable and stylish.



All Sequoia photography is of the 42 x 13 2 bed unless otherwise stated. Other models may vary in layout and features. The model shown in this brochure has the following extras: outlook doors, exterior door canopy and downlights under the front canopy.

“ With its combination of the latest in design and affordable quality, the Sequoia deserves its place as our flagship holiday home. ”



Sequoia

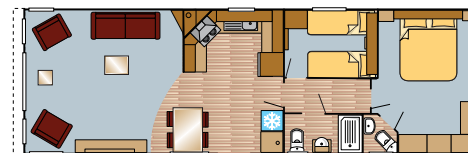


Separate lounge option

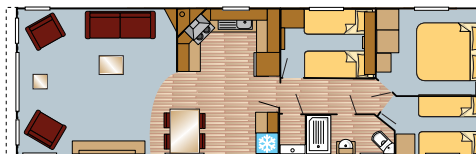




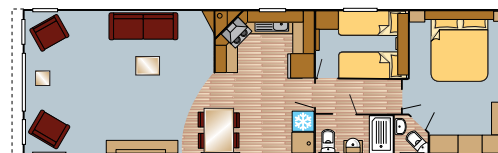
Bath option



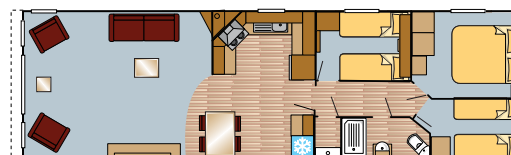
40x13 2 Bed



41x13 3 Bed



42x13 2 Bed



43x13 3 Bed



Separate Lounge Option



Bath Option

Standard Features

- Chassis fully galvanized 10 year warranty
- Pan tiled roof
- uPVC cladded exterior
- Domestic style gutters
- Exterior light
- White uPVC double glazed
- Central heating
- 50mm fibreglass wall insulation
- 50mm fibreglass roof Insulation
- Electric fire
- Vaulted ceilings throughout
- Dividing door to hallway
- Free standing dining table & chairs
- Metal action fold out bed to lounge seating
- Scatter cushions in curtain fabric
- Cooker hood vented to outside
- Integrated microwave
- Integrated fridge freezer (full size)
- Integrated oven & grill with separate hob
- Integrated 450mm wide dishwasher
- Shower with thermostatic mixer
- Dual flush WC
- Extractor fan
- Deluxe mattresses
- Lift up storage bed to main bedroom
- Padded headboards
- USB socket in lounge
- Smoke alarm & carbon monoxide detectors

Options

- Exterior door canopy
- Environmental green exterior
- Outlook doors
- Window colour option (see page 44)
- Bath with thermostatic mixer shower over
- Gazunder bunk beds
- Downlights under the front canopy

Please see our matrix at the back of the brochure for a comprehensive list of options

Mulberry Neo

Standard



Outlook door option



Holiday in five-star luxury! The Mulberry Neo's fabulous kitchen boasts a raised work surface, an integrated fridge-freezer, oven, grill and microwave and a stainless steel cooker hood. Enjoy the view through panoramic windows as you relax in the comfort of the stylish living room with its modern furniture and attractive soft furnishings. The contemporary fire surround with electric fire makes an impressive central feature.

The quality finish continues in the bedrooms with superb soft furnishings and well-designed fitted furniture. Two bed models include a walk-in wardrobe and en suite. With so many luxury features as standard, this is a really stunning holiday home.



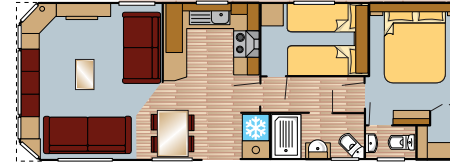
All Mulberry Neo photography of the 38 x 12 2 bed unless otherwise stated. Other models may vary in layout and features. The model shown in this brochure has the following extras: outlook doors and pre-galvanised chassis.

“ The Mulberry Neo is a luxury modern holiday home which combines a spacious living area with an array of high specification features. ”

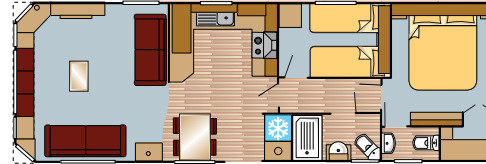


Mulberry Neo

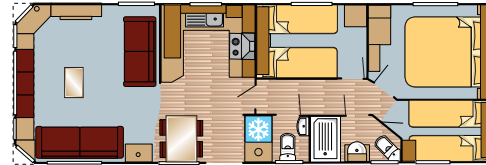




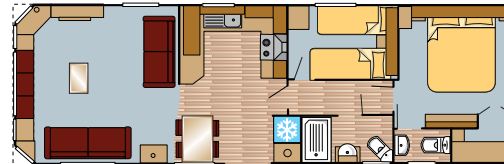
32x12 2 Bed



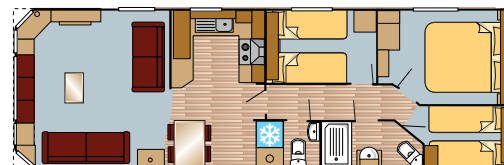
36x12 2 Bed




36x12 3 Bed



38x12 2 Bed



38x12 3 Bed



40x12 3 Bed



Standard Features

- Painted chassis
- Pan tiled roof
- uPVC cladded exterior
- Domestic style gutters
- Exterior light
- Antique uPVC double glazed
- Central heating
- 50mm fibreglass wall insulation
- 50mm fibreglass roof insulation
- Electric fire
- Vaulted ceilings throughout
- Dividing door to hallway
- Free standing dining table & chairs
- Metal action fold out bed to lounge seating
- Scatter cushions in curtain fabric
- Cooker hood vented to outside
- Integrated microwave
- Integrated fridge freezer (full size)
- Integrated cooker with LED clock / minute minder
- Shower with thermostatic mixer
- Dual flush WC
- Extractor fan
- Lift up storage bed to main bedroom
- Padded headboards
- USB socket in lounge
- Smoke alarm & carbon monoxide detectors

Options

- Pre galvanised chassis
- Chassis fully galvanized 10 year warranty
- Environmental green exterior
- Outlook doors
- Window colour option (see page 44)
- Deluxe mattress upgrade
- Net curtains throughout
- Integrated 450mm wide dishwasher
- Gazunder bunk beds
- Downlights under the front canopy

Please see our matrix at the back of the brochure for a comprehensive list of options

Mulberry


Standard



Outlook door option



You will really feel at home in the Mulberry! The lounge offers glorious panoramic views through the large picture windows. Modern furniture and attractive soft furnishings in leather effect and fabric combine style with comfort and the electric fire makes an impressive central feature. Preparing a meal is a real pleasure in the beautiful kitchen with its raised work surfaces, contrasting cupboard doors and integrated fridge-freezer, oven, grill and microwave. Quality continues in the bedrooms with superb soft furnishings, leather-effect headboards and contemporary fitted furniture. Two bed models include a walk-in wardrobe and en suite. All this, and a striking external appearance, makes the Mulberry one of our most popular models.



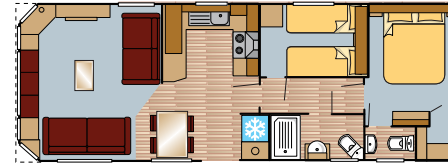
All Mulberry photography is of the 38 x 12 2 bed unless otherwise stated. Other models may vary in layout and features. The model shown in this brochure has the following extras: outlook doors and pre-galvanised chassis.

“ The Mulberry is a stylish, modern holiday home which combines a spacious living area with an array of high specification features. ”




Mulberry

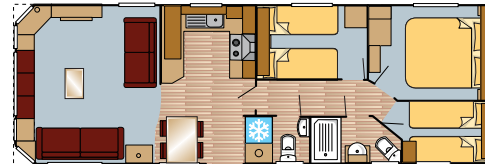




32x12 2 Bed



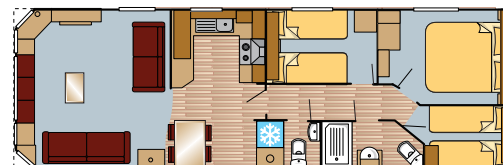
36x12 2 Bed




36x12 3 Bed



38x12 2 Bed



38x12 3 Bed



40x12 3 Bed

Standard Features

- Painted chassis
- Pan tiled roof
- uPVC cladded exterior
- Domestic style gutters
- Exterior light
- Irish Oak uPVC double glazed
- Central heating
- 50mm fibreglass wall insulation
- 50mm fibreglass roof insulation
- Electric fire
- Vaulted ceilings throughout
- Dividing door to hallway
- Free standing dining table & chairs
- Metal action fold out bed to lounge seating
- Scatter cushions in curtain fabric
- Cooker hood vented to outside
- Integrated microwave
- Integrated fridge freezer (full size)
- Integrated cooker with LED clock / minute minder
- Shower with thermostatic mixer
- Dual flush WC
- Extractor fan
- Lift up storage bed to main bedroom
- Padded headboards
- USB socket in lounge
- Smoke alarm & carbon monoxide detectors

Options

- Pre galvanised chassis
- Chassis fully galvanized 10 year warranty
- Environmental green exterior
- Outlook doors
- Window colour option (see page 44)
- Deluxe mattress upgrade
- Net curtains throughout
- Integrated 450mm wide dishwasher
- Gazunder bunk beds
- Downlights under the front canopy

Please see our matrix at the back of the brochure for a comprehensive list of options

Willow

Standard



Outlook door option



The Willow is a real home-from-home! Imagine an evening curled up on the cosy, sofa-style seating in the lounge, glass in hand, television on and electric fire giving out a warm glow! The attractive country-style kitchen is designed for practical living, whether you're preparing family meals or cooking for friends. With a freestanding dining table and upholstered chairs, the Willow is ideal for entertaining.

Well-designed bedrooms and a spacious shower room with bowl-style sink on a vanity unit complete the specification. A choice of different layouts guarantees you'll be able to find the perfect holiday home for you.



All Willow photography is of the 38 x 12 2 bed model unless otherwise stated. Other models may vary in layout and features. The model shown in this brochure has the following extras: outlook doors.



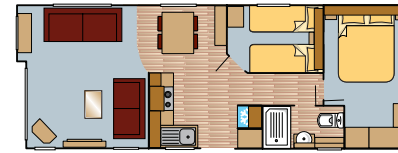
“ The Willow is a superb holiday home with many stylish features and obvious appeal. ”



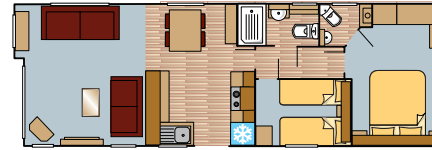
36x12 2 bed model

Willow

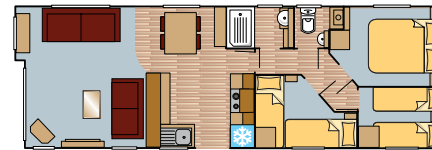




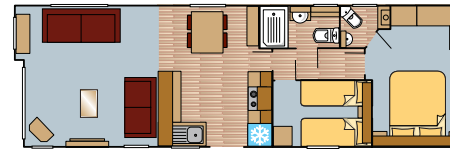
32x12 2 Bed



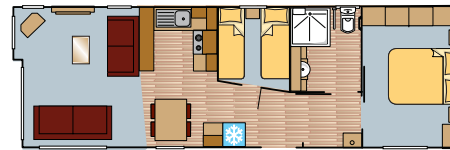
36x12 2 Bed



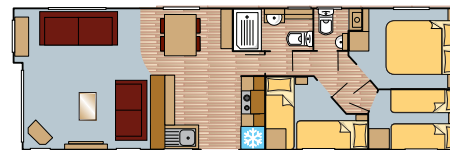
36x12 3 Bed



38x12 2 Bed



38x12 2 Bed Wheelchair Friendly



38x12 3 Bed

Standard Features

- Painted chassis
- Pan tiled roof
- uPVC cladded exterior
- Domestic style gutters
- Exterior light
- Antique uPVC double glazed
- Central heating
- 50mm fibreglass wall insulation
- 50mm fibreglass roof insulation
- Electric fire
- Vaulted ceilings throughout
- Dividing door to hallway (Excluding 32x12 2 bed)
- Net curtains throughout
- Free standing dining table & chairs
- Metal action fold out bed to lounge seating
- Scatter cushions in curtain fabric
- Cooker hood vented to outside
- Integrated microwave
- Integrated fridge freezer (full size, excluding 32x12 2 bed)
- Integrated cooker with LED clock / minute minder
- Shower with thermostatic mixer
- Dual flush WC
- Extractor fan
- Lift up storage bed to main bedroom
- Padded headboards
- USB socket in lounge
- Smoke alarm & carbon monoxide detectors

Options

- Pre galvanised chassis
- Chassis fully galvanized 10 year warranty
- Environmental green exterior
- Outlook doors
- Window colour option (see page 44)
- Integrated 450mm wide dishwasher
- Deluxe mattress upgrade
- Gazunder bunk beds
- Downlights under the front canopy

Please see our matrix at the back of the brochure for a comprehensive list of options

Juniper



With the living area centrally-positioned, the Juniper has been specially designed for holidaymakers who like spending time together during the day, but enjoy a little more privacy at bedtime. The lounge has attractive soft furnishings, and an electric fire with a contemporary fire surround makes an impressive focal point. The well-equipped, u-shaped kitchen with free-standing dining table opposite and a sliding patio door as standard, make this a pleasant place to prepare and enjoy your meals together. Bedrooms are spaced at opposite ends of the holiday home and all models include a walk-in wardrobe and en suite.



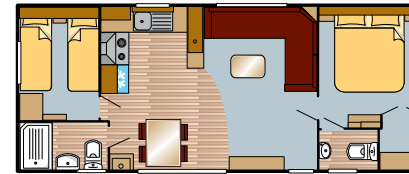
All Juniper photography is of the 35 x 12 2 bed unless otherwise stated. Other models may vary in layout and features. The model shown in this brochure has the following extras: N/A

“ For those who like being together during the day, but prefer more privacy when night falls. ”

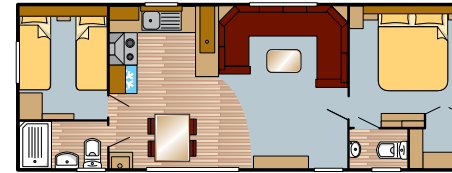


Juniper





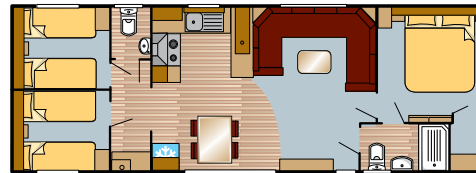
29x12 2 Bed



32x12 2 Bed



35x12 2 Bed



35x12 3 Bed



Standard Features

- Painted chassis
- Pan tiled roof
- uPVC cladded exterior
- Domestic style gutters
- Outlook doors
- Exterior light
- White uPVC double glazed
- Central heating
- 50mm fibreglass wall insulation
- 50mm fibreglass roof insulation
- Electric fire
- Vaulted ceilings throughout
- Net curtains throughout
- Free standing dining table & chairs
- Metal action fold out bed to lounge seating
- Scatter cushions in curtain fabric
- Cooker hood vented to outside
- Integrated fridge freezer (1225mm)
- Integrated cooker
- Shower with thermostatic mixer
- Dual flush WC
- Extractor fan
- Padded headboards
- USB socket in lounge
- Smoke alarm & carbon monoxide detectors

Options

- Pre galvanised chassis
- Chassis fully galvanized 10 year warranty
- Environmental green exterior
- Window colour option (see page 44)
- Integrated microwave
- Integrated fridge freezer (full size)
- Integrated cooker with LED clock / minute minder
- Integrated 450mm wide dishwasher
- Deluxe mattress upgrade
- Gazunder bunk beds

Please see our matrix at the back of the brochure for a comprehensive list of options

Maple

Standard



Outlook door option



With stunning views through its large panoramic windows and extra all-round insulation, the Maple is the ideal choice to make the most of the extended holiday season. No surprise then that it is so popular with our distributors!

Spacious rooms, contemporary furniture and extensive seating mean you can stretch out in comfort. A stylish and well-equipped domestic-style kitchen includes plenty of cupboards, ample worktop space, a dedicated position for a microwave oven and MDF doors. Well-proportioned bedrooms, a large family shower room and generous storage throughout complete the inventory. In short, this is everything you could want in a holiday home!



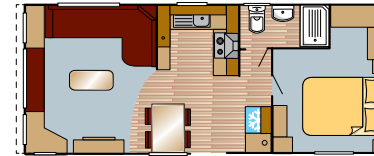
All Maple photography is of the 35 x 12 2 bed unless otherwise stated. Other models may vary in layout and features. The model shown in this brochure has the following extras: window option, pre-galvanised chassis and outlook doors.

“ The Maple is designed to give you an all inclusive spec at an affordable price. ”

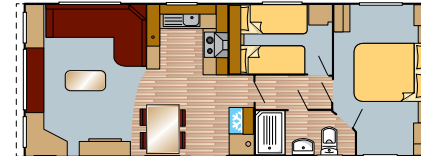


Maple

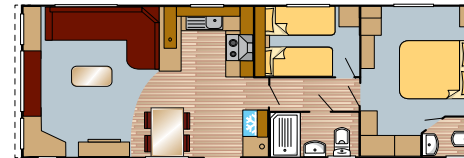




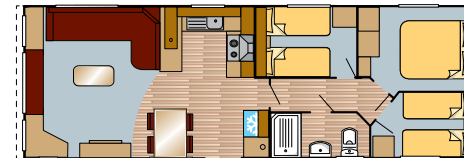
28x12 1 Bed



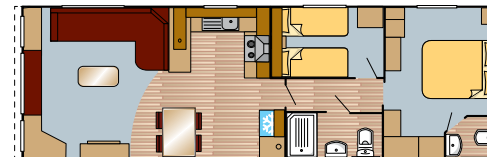
32x12 2 Bed



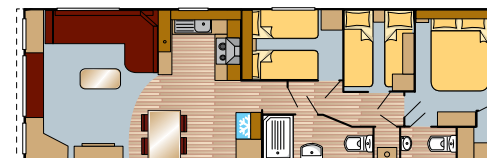
35x12 2 Bed



35x12 3 Bed



38x12 2 Bed



38x12 3 Bed

Standard Features

- Painted chassis
- Pan tiled roof
- uPVC cladded exterior
- Domestic style gutters
- Exterior light
- White uPVC double glazed
- Central heating
- 50mm fibreglass wall insulation
- 50mm fibreglass roof insulation
- Electric fire
- Vaulted ceilings throughout
- Dividing door to hallway (Excluding 28x12 1 bed)
- Net curtains throughout
- Free standing dining table & chairs
- Metal action fold out bed to lounge seating
- Scatter cushions in curtain fabric
- Cooker hood vented to outside
- Integrated fridge freezer (1225mm)
- Integrated cooker
- Shower with thermostatic mixer
- Dual flush WC
- Extractor fan
- Padded headboards
- USB socket in lounge
- Smoke alarm & carbon monoxide detectors

Options

- Pre galvanised chassis
- Chassis fully galvanized 10 year warranty
- Environmental green exterior
- Outlook doors
- Window colour option (see page 44)
- Integrated microwave
- Integrated fridge freezer (full size)
- Integrated cooker with LED clock / minute minder
- Integrated 450mm wide dishwasher
- Deluxe mattress upgrade
- Gazunder bunk beds

Please see our matrix at the back of the brochure for a comprehensive list of options

Cypress 12



The Cypress 12 offers many of the features you find at home – at a fraction of the price you might expect to pay! With its spacious rooms and contemporary furniture, not surprisingly the Cypress is a popular choice with our distributors.

The comfortable lounge seating and fixed dinette as standard offer ample space for families to get together. A beautiful and well-equipped domestic style kitchen has plenty of storage and worktop space, a position for a microwave oven and the option of a built-in fridge-freezer, all finished with stylish MDF doors.

Spacious bedrooms, a large family shower room and generous storage throughout add the final touches to an impressive specification and make the Cypress a real home from home.



All Cypress 12 photography is of the 35 x 12 2 bed unless otherwise stated. Other models may vary in layout and features. The model shown in this brochure has the following extras: central heating, pre-galvanised chassis, fridge freezer and exterior light fitted.

“ The Cypress range sets the standard with excellent value for money. ”



Cypress 12



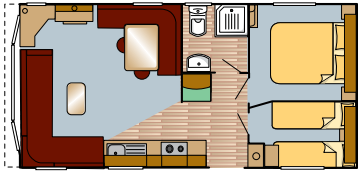


Standard Features

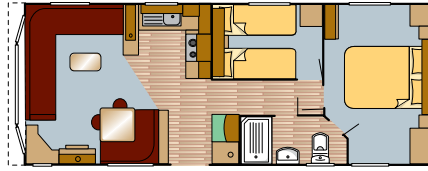
- Painted chassis
- Pan tiled roof
- Wood grain aluminium exterior
- White uPVC double glazed
- Domestic style gutters
- Gas fire
- Vaulted ceilings throughout
- Net curtains throughout
- Metal action fold out bed to lounge seating
- Cooker hood vented to outside
- Integrated cooker
- Shower with thermostatic mixer
- Dual flush WC
- Extractor fan
- USB socket in lounge
- Smoke alarm & carbon monoxide detectors

Options

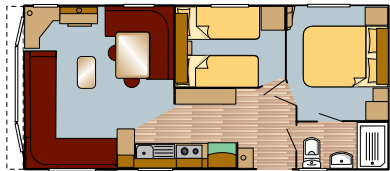
- Pre galvanised chassis
- Chassis fully galvanized 10 year warranty
- uPVC cladded exterior
- Environmental green exterior
- Window colour option (see page 44)
- Exterior light
- Central heating
- Electric panel Heaters
- 50mm fibreglass wall insulation
- 50mm fibreglass roof insulation
- Scatter cushions in curtain fabric
- Integrated microwave
- Freestanding fridge with ice box
- Integrated fridge freezer (1225mm)
- Integrated fridge freezer (full size)
- Integrated cooker with LED clock / minute minder
- Integrated 450mm wide dishwasher
- Deluxe mattress upgrade
- Gazunder bunk beds



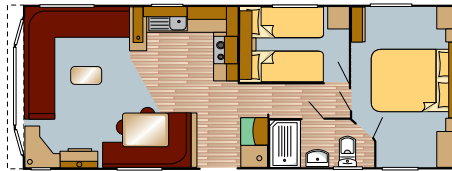
24x12 2 Bed



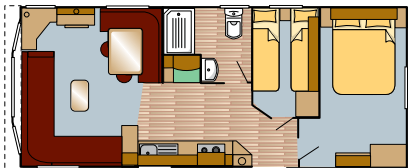
30x12 2 Bed



26x12 2 Bed



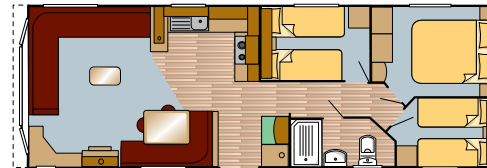
32x12 2 Bed



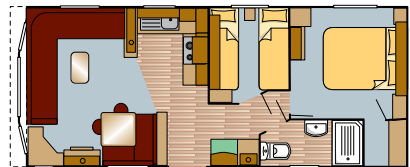
28x12 2 Bed



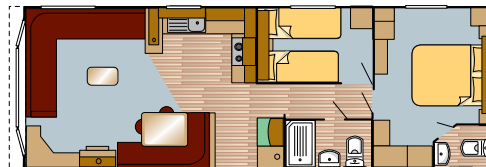
32x12 3 Bed



35x12 3 Bed



28x12 U-shaped 2 Bed



35x12 2 Bed



38x12 4 Bed

■ Fridge space only

Please see our matrix at the back of the brochure for a comprehensive list of options

Cypress 10



The Cypress range offers many of the comforts of home for considerably less than you might expect! That, and its spacious rooms and modern and stylish furniture, make this model particularly attractive to distributors.

Extensive seating and a fixed dinette provide plenty of room for families to get together and spread out. An attractive and well-equipped domestic style kitchen includes ample storage and worktops, a dedicated position for a microwave and the option of a built-in fridge-freezer, finished off with attractive MDF doors.

The bedrooms are a good size too, and the Cypress has a large family shower room and generous storage throughout. This holiday home has it all!



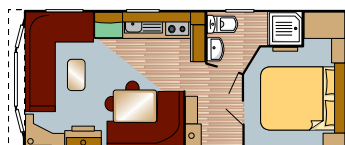
All Cypress 10 photography is of the 28 x 10 2 bed unless otherwise stated. Other models may vary in layout and features. The model shown in this brochure has the following extras: electric panel heaters and exterior light fitted.

“ Terrific value for money for such a high specification. ”

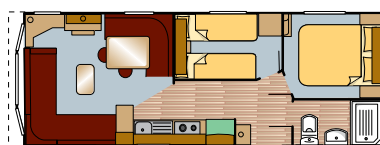


Cypress 10





23x10 1 Bed



26x10 2 Bed



32x10 2 Bed



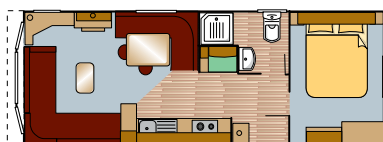
23x10 2 Bed



28x10 2 Bed



35x10 2 Bed



26x10 1 Bed



30x10 2 Bed



35x10 3 Bed

35x10 3 Bed

Standard Features

- Painted chassis
- Pan tiled roof
- Wood grain aluminium exterior
- White uPVC double glazed
- Domestic style gutters
- Gas fire
- Vaulted ceilings throughout
- Net curtains throughout
- Metal action fold out bed to lounge seating
- Cooker hood vented to outside
- Integrated cooker
- Shower with thermostatic mixer
- Dual flush WC
- Extractor fan
- USB socket in lounge
- Smoke alarm & carbon monoxide detectors

Options

- Pre galvanised chassis
- Chassis fully galvanized 10 year warranty
- uPVC cladded exterior
- Environmental green exterior
- Window colour option (see page 44)
- Exterior light
- Central heating
- Electric panel Heaters
- 50mm fibreglass wall insulation
- 50mm fibreglass roof insulation
- Scatter cushions in curtain fabric
- Integrated microwave
- Freestanding fridge with ice box
- Integrated fridge freezer (1225mm)
- Integrated fridge freezer (full size)
- Integrated cooker with LED clock / minute minder
- Integrated 450mm wide dishwasher
- Deluxe mattress upgrade
- Gazunder bunk beds

Please see our matrix at the back of the brochure for a comprehensive list of options

Rosewood Outlook

Standard



Outlook door option



Large front windows or patio doors flood this caravan with light. Contemporary furniture, domestic style doors and vaulted plywood ceilings create a cheerful atmosphere with plenty of space for children to play. After hours, grown-ups can pop a cork here and chill in front of the TV. The fixed dinette can also double as a cards or games table – the perfect way to unwind in the evening. The stylish, two-colour kitchen offers excellent storage and worktops with lots of space for chopping and chatting. Sleep easy in the well-proportioned bedrooms, all of which include plenty of storage for everything from t-shirts and trousers to buckets and spades!



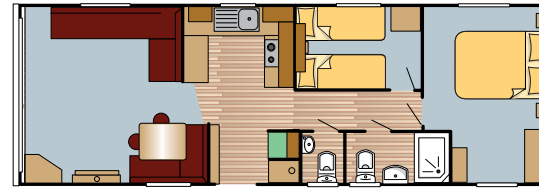
All Rosewood Outlook photography is of the 35 x 12 2 bed unless otherwise stated. Other models may vary in layout and features. The model shown in this brochure has the following extras: outlook door, central heating, exterior light and 70/30 fridge freezer. Please also note that the scatters if ordered would be in the curtain material.

“ Where happy family holidays begin! Ideal for those who like to get away often. ”

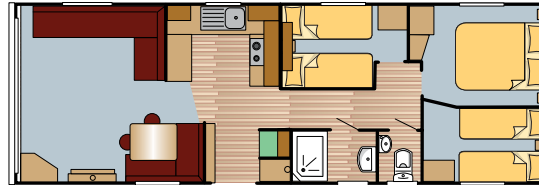


Rosewood Outlook





Outlook 35x12 2 Bed



Outlook 35x12 3 Bed

Fridge space only 



Standard Features

- Painted chassis
- Pan tiled roof
- Plain aluminium exterior
- White uPVC double glazed
- Domestic style gutters
- Gas fire
- Vaulted ceilings throughout
- Integrated cooker
- Shower with thermostatic mixer
- Dual flush WC
- Extractor fan
- USB socket in lounge
- Smoke alarm & carbon monoxide detectors

Options

- Pre galvanised chassis
- Chassis fully galvanized 10 year warranty
- Environmental green exterior
- Outlook doors
- Window colour option (see page 44)
- Exterior light
- Central heating
- Electric panel Heaters
- 50mm fibreglass wall insulation
- 50mm fibreglass roof Insulation
- Net curtains throughout
- Metal action fold out bed to lounge seating
- Scatter cushions in curtain fabric
- Cooker hood vented to outside
- Integrated microwave
- Freestanding fridge with ice box
- Integrated fridge freezer (1225mm)
- Integrated fridge freezer (full size)
- Integrated cooker with LED clock / minute minder
- Integrated 450mm wide dishwasher
- Deluxe mattress upgrade
- Gazunder bunk beds

Please see our matrix at the back of the brochure for a comprehensive list of options

Rosewood



The Rosewood is a comfortable, well-equipped holiday home, with space enough for everyone. Spread out on the extensive lounge seating or open a bottle and unwind as you gaze out through the giant picture window.

Well-designed and practical, the attractive kitchen has ample cupboard space and worktops and the option for integrated appliances. With a fixed dinette with wrap-around seating and stools, mealtimes are a real pleasure. The spacious bedrooms are tastefully designed with plenty of storage. Choose this as your first holiday home and you will not be disappointed!



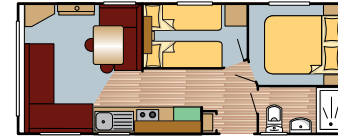
All Rosewood photography is of the 35 x 12 2 bed unless otherwise stated. Other models may vary in layout and features. The model shown in this brochure has the following extras: central heating, exterior light, cooker hood vented to outside and 70/30/ fridge freezer. Please also note that the scatters if ordered would be in the curtain material.

“ Modern and stylish but highly functional, the Rosewood is the perfect entry level holiday home at an affordable price. ”

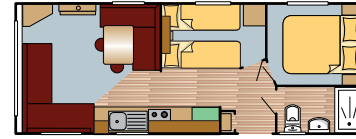


Rosewood





24x10 2 Bed



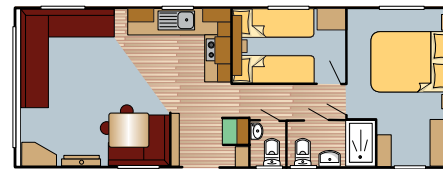
26x10 2 Bed



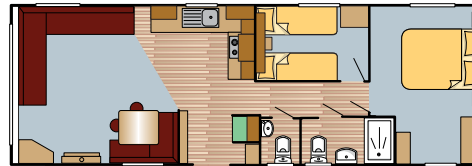
28x10 2 Bed



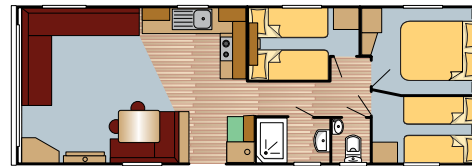
28x12 2 Bed



32x12 2 Bed



35x12 2 Bed



35x12 3 Bed

Fridge space only 

Standard Features

- Painted chassis
- Pan tiled roof
- Plain aluminium exterior
- White uPVC double glazed
- Domestic style gutters
- Gas fire
- Vaulted ceilings throughout
- Integrated cooker
- Shower with thermostatic mixer
- Dual flush WC
- Extractor fan
- USB socket in lounge
- Smoke alarm & carbon monoxide detectorss

Options

- Pre galvanised chassis
- Chassis fully galvanized 10 year warranty
- Environmental green exterior
- Window colour option (see page 44)
- Exterior light
- Central heating
- Electric panel Heaters
- 50mm fibreglass wall insulation
- 50mm fibreglass roof Insulation
- Net curtains throughout
- Metal action fold out bed to lounge seating
- Scatter cushions in curtain fabric
- Cooker hood vented to outside
- Integrated microwave
- Freestanding fridge with ice box
- Integrated fridge freezer (1225mm)
- Integrated fridge freezer (full size)
- Integrated cooker with LED clock / minute minder
- Integrated 450mm wide dishwasher
- Deluxe mattress upgrade
- Gazunder bunk beds

Please see our matrix at the back of the brochure for a comprehensive list of options

Security Windows

PROLOCKED Security Windows

The last word in window security – ProLocked Window System utilises its unique and cutting-edge internal beading system to make it impossible to remove the glass from the outside.

Features & Benefits

- **Internally glazed as standard.** More secure than most other systems
- Thermally efficient window design meets **BS EN1647:2012 and BS 3632:2015**
- **Concealed multi-point locking system.** Our single handle also allows easier opening and closing
- **Latest metal technology** – espagnolettes use nano-particles for extreme scratch resistance and corrosion protection
- Fixing system from 38mm up to large wall. Increased depth of coverage on cladding
- Includes a plasterboard adapter
- Bay solution also available
- Choice of **6 foils.**



Mahogany



Golden Oak



Anthracite Grey



Dark Green



Antique Teak



Irish Oak



Peace of Mind Warranty

Relax...

All Europa caravans are covered by a minimum parts and labour warranty from the date of purchase by the first owner. This will, however, exclude any damage caused by transport, siting, commissioning, general wear and tear or misuse. The warranty only applies to the original purchaser and is non-transferable.

Below is a list of items covered by extended warranties:



Central Heating Boiler
Fridge/Freezers,
Microwaves,
Cooker Hoods and
Dishwashers



Pan Tiled Roof Sheets,
Walls, Ceilings and Floors
Carpets and Vinyls



Cladding, Gutters and
Downpipes, Electric Sockets
and Switches, Kitchen Sink,
Washbasins, Sanitaryware
and Taps Radiators and
Towel Rails (C/H) Interior
Door Handles



Fully Galvanised Chassis

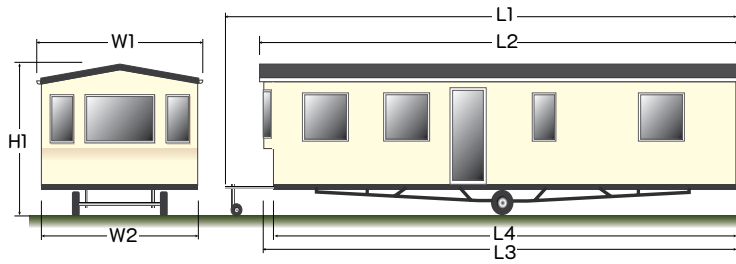


...we've got you covered!

Features & Options

		Sequoia	Mulberry Neo	Mulberry	Willow	Juniper	Maple	Cypress 12	Cypress 10	Rosewood Outlook	Rosewood	S Standard
Exterior	Painted chassis	X	S	S	S	S	S	S	S	S	S	
	Pre galvanised chassis	X	O	O	O	O	O	O	O	O	O	
	Fusion chassis galvanised 10 year warranty	S	O	O	O	O	O	O	O	O	O	O Optional
	Plain aluminium exterior	X	X	X	X	X	X	O	O	S	S	
	Wood grain aluminium exterior	X	X	X	X	X	X	S	S	X	X	
	uPVC cladded exterior	S	S	S	S	S	S	O	O	X	X	
	Exterior door canopy	O	X	X	X	X	X	X	X	X	X	X Not Available
	Environmental green exterior	O	O	O	O	O	O	O	O	O	O	
	Pan tiled roof	S	S	S	S	S	S	S	S	S	S	
	Domestic style gutters	S	S	S	S	S	S	S	S	S	S	
	Outlook doors	O	O	O	O	S	O	X	X	O	X	* 32x12 2 bed Willow - dividing door not available
	Exterior light	S	S	S	S	S	S	O	O	O	O	
	Downlights under the front canopy	O	O	O	O	X	X	X	X	X	X	** 32x12 2 bed Willow - Integrated fridge freezer (1225mm) with microwave above
	Reversible tow-bar facility	S	S	S	S	S	S	S	S	S	S	
Insulation/ Heating	uPVC double glazed	S	S	S	S	S	S	S	S	S	S	
	Central heating	S	S	S	S	S	S	O	O	O	O	
	Electric panel heaters	O	O	O	O	O	O	O	O	O	O	
	External pipe lagging	S	S	S	S	S	S	S	S	S	S	
	25mm Fibreglass floor Insulation	S	S	S	S	S	S	S	S	S	S	
	25mm Fibreglass wall insulation	X	X	X	X	X	X	S	S	S	S	
	50mm Fibreglass wall insulation	S	S	S	S	S	S	O	O	O	O	
	25mm Fibreglass roof Insulation	X	X	X	X	X	X	S	S	S	S	
	50mm Fibreglass roof Insulation	S	S	S	S	S	S	O	O	O	O	
	Roof insulation'Drantherm' bubble foil	S	S	S	S	S	S	S	S	S	S	
Lounge/ Dining	Gas fire	X	X	X	X	X	X	S	S	S	S	
	Electric fire	S	S	S	S	S	S	O	O	O	O	
	Vaulted ceilings throughout	S	S	S	S	S	S	S	S	S	S	
	Dividing Door to Hallway	S	S	S	*S	X	***S	X	X	O	X	
	Net Curtains throughout	X	O	O	S	S	S	S	S	O	O	
	Free standing dining table & chairs	S	S	S	S	S	S	O	X	O	O	
	Metal action fold out bed to lounge seating	S	S	S	S	S	S	S	S	O	O	
Kitchen	Cooker hood vented to outside	S	S	S	S	S	S	S	S	O	O	
	Integrated microwave	S	S	S	S	O	O	O	O	O	O	
	Freestanding fridge with ice box	X	X	X	X	X	X	O	O	O	O	
	Integrated fridge freezer (1225mm)	X	X	X	X	S	S	O	O	O	O	
	Integrated fridge freezer (full size)	S	S	S	**S	O	O	O	O	O	O	
	Integrated cooker	X	X	X	X	S	S	S	S	S	S	
	Integrated oven & grill with separate hob	S	X	X	X	X	X	X	X	X	X	
	Integrated cooker with LED clock / minute minder	X	S	S	S	O	O	O	O	O	O	
	Integrated 450 wide dishwasher	S	O	O	O	O	O	O	O	O	O	
Bathroom	Shower with thermostatic mixer	S	S	S	S	S	S	S	S	S	S	
	Dual flush WC	S	S	S	S	S	S	S	S	S	S	
	Bath with thermostatic mixer shower over	O	X	X	X	X	X	X	X	X	X	
	Extractor Fan	S	S	S	S	S	S	S	S	S	S	
Bedroom	Lift Up Storage Bed to main bedroom	S	S	S	S	O	O	O	O	O	O	
	Gazunder Bunk beds	O	O	O	O	O	O	O	O	O	O	
	Deluxe mattress upgrade	S	O	O	O	O	O	O	O	O	O	
	Tuftained Mattresses	O	O	O	O	O	O	O	O	O	O	
	Padded headboards	S	S	S	S	S	S	O	O	X	X	
Safety	Smoke alarm (10 year battery)	S	S	S	S	S	S	S	S	S	S	
	Carbon monoxide detectors (7 year battery)	S	S	S	S	S	S	S	S	S	S	
	Fire extinguisher	O	O	O	O	O	O	O	O	O	O	
	Fire blanket	O	O	O	O	O	O	O	O	O	O	

Dimensions



- L1 Overall length including detachable towbar
- L2 Overall length excluding detachable towbar
- L3 Body length including bay
- L4 Body length at floor level
- W1 Overall width including gutters and down pipes
- W2 Width at floor level
- H1 Overall height

	L1	L2	L3	L4	W1	W2	H1
Sequoia							
40 x 13 2 Bed	13.13m (43'1")	12.48m (40'11")	12.23m (40'1")	12.23m (40'1")	4.24m (13'11")	3.99m (13'1")	3.50m (11'6")
41 x 13 3 Bed	13.43m (44'1")	12.78m (41'11")	12.53m (41'1")	12.53m (41'1")	4.24m (13'11")	3.99m (13'1")	3.50m (11'6")
42 x 13 2 Bed	13.74m (45'1")	13.09m (42'11")	12.84m (42'2")	12.84m (42'2")	4.24m (13'11")	3.99m (13'1")	3.50m (11'6")
43 x 13 3 Bed	14.04m (46'1")	13.39m (43'11")	13.14m (43'1")	13.14m (43'1")	4.24m (13'11")	3.99m (13'1")	3.50m (11'6")
Mulberry Neo							
32 x 12 2 Bed	10.96m (35'11")	10.20m (33'5")	10.06m (33'0")	10.06m (33'0")	3.97m (13'0")	3.72m (12'2")	3.40m (11'2")
36 x 12 2 Bed	11.90m (39'0")	11.14m (36'6")	11.00m (36'1")	11.00m (36'1")	3.97m (13'0")	3.72m (12'2")	3.40m (11'2")
36 x 12 3 Bed	11.90m (39'0")	11.14m (36'6")	11.00m (36'1")	11.00m (36'1")	3.97m (13'0")	3.72m (12'2")	3.40m (11'2")
38 x 12 2 bed	12.51m (41'0")	11.75m (38'6")	11.61m (38'1")	11.61m (38'1")	3.97m (13'0")	3.72m (12'2")	3.40m (11'2")
38 x 12 3 bed	12.51m (41'0")	11.75m (38'6")	11.61m (38'1")	11.61m (38'1")	3.97m (13'0")	3.72m (12'2")	3.40m (11'2")
40 x 12 3 bed	13.14m (43'1")	12.38m (40'6")	12.24m (40'1")	12.24m (40'1")	3.97m (13'0")	3.72m (12'2")	3.40m (11'2")
Mulberry							
32 x 12 2 Bed	10.96m (35'11")	10.20m (33'5")	10.06m (33'1")	10.06m (33'1")	3.97m (13'0")	3.72m (12'2")	3.40m (11'2")
36 x 12 2 Bed	11.90m (39'0")	11.14m (36'6")	11.00m (36'1")	11.00m (36'1")	3.97m (13'0")	3.72m (12'2")	3.40m (11'2")
36 x 12 3 Bed	11.90m (39'0")	11.14m (36'6")	11.00m (36'1")	11.00m (36'1")	3.97m (13'0")	3.72m (12'2")	3.40m (11'2")
38 x 12 2 bed	12.51m (41'0")	11.75m (38'6")	11.61m (38'1")	11.61m (38'1")	3.97m (13'0")	3.72m (12'2")	3.40m (11'2")
38 x 12 3 bed	12.51m (41'0")	11.75m (38'6")	11.61m (38'1")	11.61m (38'1")	3.97m (13'0")	3.72m (12'2")	3.40m (11'2")
40 x 12 3 bed	13.14m (43'1")	12.38m (40'6")	12.24m (40'1")	12.24m (40'1")	3.97m (13'0")	3.72m (12'2")	3.40m (11'2")
Willow							
32 x 12 2 Bed	10.81m (35'5")	10.06m (33'0")	10.01m (32'10")	10.01m (32'10")	3.97m (13'0")	3.72m (12'2")	3.40m (11'2")
36 x 12 2 Bed	11.81m (38'9")	11.06m (36'3")	11.01m (36'1")	11.01m (36'1")	3.97m (13'0")	3.72m (12'2")	3.40m (11'2")
36 x 12 3 Bed	11.81m (38'9")	11.06m (36'3")	11.01m (36'1")	11.01m (36'1")	3.97m (13'0")	3.72m (12'2")	3.40m (11'2")
38 x 12 2 Bed	12.42m (40'9")	11.67m (38'3")	11.62m (38'1")	11.62m (38'1")	3.97m (13'0")	3.72m (12'2")	3.40m (11'2")
38 x 12 2 Bed WCF	12.42m (40'9")	11.67m (38'3")	11.62m (38'1")	11.62m (38'1")	3.97m (13'0")	3.72m (12'2")	3.40m (11'2")
38 x 12 3 Bed	12.42m (40'9")	11.67m (38'3")	11.62m (38'1")	11.62m (38'1")	3.97m (13'0")	3.72m (12'2")	3.40m (11'2")
Juniper							
29 x 12 2 Bed CL	9.71m (31'10")	8.81m (28'10")	8.81m (28'10")	8.81m (28'10")	3.97m (13'0")	3.72m (12'2")	3.40m (11'2")
32 x 12 2 Bed CL	10.69m (35'0")	9.79m (32'1")	9.79m (32'1")	9.79m (32'1")	3.97m (13'0")	3.72m (12'2")	3.40m (11'2")
35 x 12 2 Bed CL	11.6m (38'0")	10.70m (35'1")	10.70m (35'1")	10.70m (35'1")	3.97m (13'0")	3.72m (12'2")	3.40m (11'2")
35 x 12 3 Bed CL	11.6m (38'0")	10.70m (35'1")	10.70m (35'1")	10.70m (35'1")	3.97m (13'0")	3.72m (12'2")	3.40m (11'2")

	L1	L2	L3	L4	W1	W2	H1
Maple							
28 x 12 1 Bed	9.66m (31'8")	9.00m (29'5")	8.80m (28'9")	8.80m (28'9")	3.97m (13'0")	3.72m (12'2")	3.40m (11'2")
32 x 12 2 Bed	10.76m (35'4")	10.06m (33')	9.86m (32'4")	9.86m (32'4")	3.97m (13'0")	3.72m (12'2")	3.40m (11'2")
35 x 12 2 Bed	11.86m (38'11")	11.16m (36'7")	10.96m (35'11")	10.96m (35'11")	3.97m (13'0")	3.72m (12'2")	3.40m (11'2")
35 x 12 3 Bed	11.86m (38'11")	11.16m (36'7")	10.96m (35'11")	10.96m (35'11")	3.97m (13'0")	3.72m (12'2")	3.40m (11'2")
38 x 12 2 Bed	12.51m (41'0")	11.75m (38'6")	11.61m (38'1")	11.61m (38'1")	3.97m (13'0")	3.72m (12'2")	3.40m (11'2")
38 x 12 3 Bed	12.51m (41'0")	11.75m (38'6")	11.61m (38'1")	11.61m (38'1")	3.97m (13'0")	3.72m (12'2")	3.40m (11'2")

Cypress 12							
24 x 12 2 Bed	8.34m (27'4")	7.74m (25'5")	7.62m (25'0")	7.44m (24'5")	3.89m (12'9")	3.66m (12'0")	3.40m (11'2")
26 x 12 2 Bed	8.98m (29'6")	8.38m (27'6")	8.27m (27'2")	8.08m (26'6")	3.89m (12'9")	3.66m (12'0")	3.40m (11'2")
28 x 12 2 Bed	9.66m (31'8")	9.06m (29'9")	8.94m (29'4")	8.76m (28'9")	3.89m (12'9")	3.66m (12'0")	3.40m (11'2")
30 x 12 2 Bed	10.05m (32'12")	9.45m (31'0")	9.33m (30'7")	9.15m (30'0")	3.89m (12'9")	3.66m (12'0")	3.40m (11'2")
32 x 12 2 Bed	10.73m (35'2")	10.13m (33'3")	10.01m (32'10")	9.83m (32'3")	3.89m (12'9")	3.66m (12'0")	3.40m (11'2")
32 x 12 3 Bed	10.73m (35'2")	10.13m (33'3")	10.01m (32'10")	9.83m (32'3")	3.89m (12'9")	3.66m (12'0")	3.40m (11'2")
35 x 12 2 Bed	11.64m (38'2")	11.04m (36'3")	10.93m (35'10")	10.74m (35'3")	3.89m (12'9")	3.66m (12'0")	3.40m (11'2")
35 x 12 3 Bed	11.64m (38'2")	11.04m (36'3")	10.93m (35'10")	10.74m (35'3")	3.89m (12'9")	3.66m (12'0")	3.40m (11'2")
38 x 12 4 Bed	12.49m (40'12")	11.89m (39'0")	11.77m (38'7")	11.59m (38'0")	3.89m (12'9")	3.66m (12'0")	3.40m (11'2")

Cypress 10							
23 x 10 1 Bed	8.12m (26'8")	7.52m (24'8")	7.41m (24'4")	7.22m (23'8")	3.28m (10'9")	3.05m (10'0")	3.24m (10'8")
23 x 10 2 Bed	8.12m (26'8")	7.52m (24'8")	7.41m (24'4")	7.22m (23'8")	3.28m (10'9")	3.05m (10'0")	3.24m (10'8")
26 x 10 1 Bed	8.98m (29'6")	8.38m (27'6")	8.27m (27'2")	8.08m (26'6")	3.28m (10'9")	3.05m (10'0")	3.24m (10'8")
26 x 10 2 Bed	8.98m (29'6")	8.38m (27'6")	8.27m (27'2")	8.08m (26'6")	3.28m (10'9")	3.05m (10'0")	3.24m (10'8")
28 x 10 2 Bed	9.66m (31'8")	9.06m (29'9")	8.94m (29'4")	8.76m (28'9")	3.28m (10'9")	3.05m (10'0")	3.24m (10'8")
30 x 10 2 Bed	10.05m (32'12")	9.45m (31'0")	9.33m (30'7")	9.15m (30'0")	3.28m (10'9")	3.05m (10'0")	3.24m (10'8")
32 x 10 2 Bed	10.73m (35'2")	10.13m (33'3")	10.01m (32'10")	9.83m (32'3")	3.28m (10'9")	3.05m (10'0")	3.24m (10'8")
35 x 10 2 Bed	11.58m (37'12")	10.98m (36'0")	10.86m (35'7")	10.68m (35'0")	3.28m (10'9")	3.05m (10'0")	3.24m (10'8")
35 x 10 3 Bed	11.85m (38'11")	11.25m (36'11")	11.13m (36'6")	10.95m (35'11")	3.28m (10'9")	3.05m (10'0")	3.24m (10'8")

Rosewood Outlook							
35 x 12 2 Bed	11.63m (38'3")	10.86m (35'7")	10.74m (35'2")	10.74m (35'2")	3.89m (12'9")	3.66m (12'0")	3.40m (11'2")
35 x 12 3 Bed	11.63m (38'3")	10.86m (35'7")	10.74m (35'2")	10.74m (35'2")	3.89m (12'9")	3.66m (12'0")	3.40m (11'2")

Rosewood							
24 x 10 2 Bed	8.46m (27'7")	7.69m (25'2")	7.57m (24'8")	7.57m (24'8")	3.28m (10'9")	3.05m (10'0")	3.24m (10'8")
26 x 10 2 Bed	8.99m (29'5")	8.22m (27'0")	8.10m (26'6")	8.10m (26'6")	3.28m (10'9")	3.05m (10'0")	3.24m (10'8")
28 x 10 2 Bed	9.66m (31'8")	8.88m (28'9")	8.76m (28'7")	8.76m (28'7")	3.28m (10'9")	3.05m (10'0")	3.24m (10'8")
28 x 12 2 Bed	9.66m (31'8")	8.88m (28'9")	8.76m (28'7")	8.76m (28'7")	3.89m (12'9")	3.66m (12'0")	3.40m (11'2")
32 x 12 2 Bed	10.82m (35'6")	10.04m (34'1")	9.92m (32'7")	9.92m (32'7")	3.89m (12'9")	3.66m (12'0")	3.40m (11'2")
35 x 12 2 Bed	11.63m (38'3")	10.86m (35'7")	10.74m (35'2")	10.74m (35'2")	3.89m (12'9")	3.66m (12'0")	3.40m (11'2")
35 x 12 3 Bed	11.63m (38'3")	10.86m (35'7")	10.74m (35'2")	10.74m (35'2")	3.89m (12'9")	3.66m (12'0")	3.40m (11'2")



Europa Caravans UK, Unit 3, Wyke Works, Hedon Road, Hull, East Yorkshire, HU9 5NL
Telephone: 01482 226682,
Email: info@europacaravans.com

www.europacaravans.com



Dealer