





## Standard




## Outlook door option



 De Willow heeft een zeer modern exterieur en een groot panoramisch uitzicht vanaf de twee afzonderlijke gezellige sofa's in de woonkamer. Het slimme ontwerp van de Willow maakt het een zeer gewenst vakantiehuis.


 Das Modell Willow hat eine sehr moderne Fassade mit großen Fenstern in der Front, durch die man von den zwei separaten gemütlichen Sofas im Wohnzimmer einen traumhaften Ausblick hat. Das smarte Design dieses Modells macht es zu einem sehr beliebten Mobilheim.

 L'Willow a été crée avec un extérieur très moderne, avec une belle et grande baie qui offre depuis les deux canapés confortables du salon, une vue extraordinaire. La conception innovante de l'Willow lui confère une apparence magnifique. Un mobil-home qui invite à passer de belles vacances.

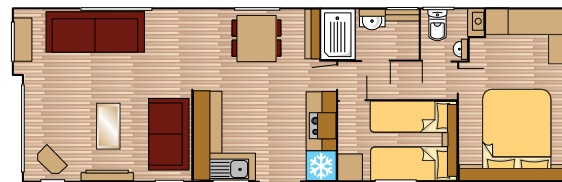
All Willow photography is of the 1100 2 bed Super unless otherwise stated, other models may vary in layout and features.



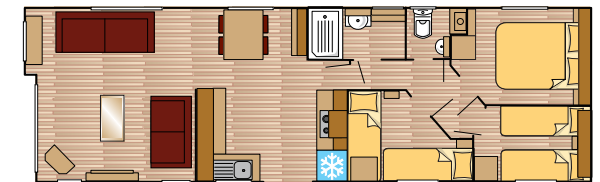




1100/3 Super



1150/2 Super



1150/3 Super



### Standaardfuncties

- Standaard chassis
- Kunststof buitenbekleding
- Pannendak
- Kunststof goten met regenpijpen
- Buitenlamp
- Dissel aan beide kanten te plaatsen
- Dubbel glas
- Centrale verwarming
- Extra isolatie
- Elektrische haard
- Spits plafond
- Vrijstaande eettafel & stoelen
- Afzuigkap
- Geïntegreerde koel-/vriescombinatie
- Luxe kooktoestel
- 4 pits kookplaat
- Magnetron
- Complete vinyl vloer
- Grote douchecabine
- Slaapbank in woonkamer

### Beschikbare Opties

- Openstaande tuindeuren
- Pre gegalvaniseerd chassis
- Vakverdeling in ramen en deuren



### Standard-Funktionen

- Lackiertes Fahrgestell
- Außenverkleidung Kunststoff
- Stahlziegeldach
- Kunststoff Dachrinnen mit Fallrohren
- Außenlampe
- Abnehmbare Zugdeichsel zusätzlich
- Doppelverglasung
- Gaszentralheizung
- Zusätzliche Isolierung
- Elektrisches Kaminfeuer
- Spitzdach-Decke
- Freistehender Esstisch & Stühle
- Dunstabzugshaube
- Integrierte Kühl-Gefrier-Kombination
- 4-Flamm-Gaskochfeld mit Gas-Backofen und Grillfunktion
- 4-Flamm-Kochfeld
- Mikrowelle
- Fußboden komplett PVC
- Große Duschkabine
- Schlafcouch im Wohnzimmer

### Verfügbaren Optionen

- Terrassentüren vorne
- Verzinktes Fahrgestell
- Sprossenfenster und -türen möglich



### Caractéristiques Standard

- Châssis peint
- Revêtement extérieur en PVC
- Toit en tuiles
- Gouttières et descentes en PVC
- Lumière extérieure
- Timon réversible
- Double vitrage
- Chauffage central
- Isolation renforcée
- Chauffage électrique
- Plafonds voûtés
- Table et chaises
- Hotte aspirante
- Frigo-congélateur intégré
- Cuisinière intégrée
- Plaque de cuisson 4 brûleurs
- Micro-ondes
- Revêtement de sol en vinyl imitation parquet
- Grande cabine de douche
- Canapé convertible au salon

### Options Disponibles

- Porte d'entrée vitrée
- Châssis pré-galvanisé
- Fenêtres avec des croisillons

# Features & Options

		Redwood	Bellevue	Mulberry Neb	Mulberry	Scala	Willow Classic	Willow	Juniper	Maple	Relax	Retreat	Andes	Azure Deluxe 370	Azure Deluxe 315	Europa Deluxe	
Exterior	Painted chassis	X	X	S	S	S	S	S	S	S	S	S	S	S	S	S	S Standard
	Pre galvanised chassis	X	X	O	O	O	O	O	O	O	O	O	O	O	O	O	O
	Chassis fully galvanised 10 year warranty	S	S	O	O	O	O	O	O	O	O	O	O	O	O	O	O Optional
	Plain aluminium exterior	X	X	X	X	X	X	X	X	X	X	X	X	X	O	O	O
	uPVC cladded exterior	O	S	S	S	S	S	S	S	S	S	S	S	S	S	S	X Not Available
	CanExel cladded exterior	S	X	X	X	X	X	X	X	X	X	X	X	X	X	X	X
	Exterior door canopy	X	O	X	X	X	X	X	X	X	X	X	X	X	X	X	X
	Environmental green exterior	O	O	O	O	O	O	O	O	O	O	O	O	O	O	O	O
	Pan tiled roof	S	S	S	S	S	S	S	S	S	S	S	S	S	S	S	S
	Domestic style gutters	S	S	S	S	S	S	S	S	S	S	S	S	S	S	S	S
	Outlook doors	S	O	O	O	O	O	O	S	O	X	S	X	X	X	X	X
	Exterior light	S	S	S	S	S	S	S	S	S	S	S	S	S	S	S	O
Reversible tow-bar facility	S	S	S	S	S	S	S	S	S	S	S	S	S	S	S	S	
Insulation/ Heating	uPVC Double glazed	S	S	S	S	S	S	S	S	S	S	S	S	S	S	S	
	Central heating	S	S	S	S	S	S	S	S	S	S	S	O	O	O	O	
	Electric plinth heaters	O	O	O	O	O	O	O	O	O	O	O	O	O	O	O	
	External pipe lagging	S	S	S	S	S	S	S	S	S	S	S	S	S	S	S	
	25mm fibreglass floor Insulation	S	S	S	S	S	S	S	S	S	S	S	S	S	S	S	
	25mm fibreglass wall insulation	X	X	X	X	X	X	X	X	X	X	X	X	X	O	O	O
	50mm fibreglass wall insulation	S	S	S	S	S	S	S	S	S	S	S	S	O	O	O	
	25mm fibreglass roof Insulation	X	X	X	X	X	X	X	X	X	X	X	X	S	S	S	
	50mm fibreglass roof Insulation	S	S	S	S	S	S	S	S	S	S	S	S	O	O	O	
Roof insulation'Drantherm' bubble foil	S	S	S	S	S	S	S	S	S	S	S	S	S	S	S		
Lounge/ Dining	Electric fire	S	S	S	S	X	S	S	S	S	S	X	O	O	O	O	
	Truma fire	X	X	X	X	X	X	X	X	X	X	X	S	S	S	S	
	Vaulted ceilings throughout	S	S	S	S	S	S	S	S	S	S	S	S	S	S	S	
	Dividing door to hallway	S	S	S	S	S	S(1)	S(1)	X	S(2)	X	X(3)	X(4)	X	X	X	
	Net curtains throughout	O	X	O	O	X	S	S	S	S	O	O	S	S	S	S	
	Free standing dining table & chairs	S	S	S	S	S	S	S	S	S	S	X	S(5)	S	S	S	
	Metal action fold out bed to lounge seating	S	S	S	S	S	S	S	S	S	S	X	S	S	S	O	
Kitchen	Cooker hood vented to outside	S	S	S	S	S	S	S	S	S	S	S	S	S	S	S	
	Integrated microwave	S	S	S	S	S	S	S	O	O	O	O	O	O	O	O	
	Undercounter fridge with ice box	X	X	X	X	X	X	X	X	X	S	X	X	S	S	S	
	Integrated fridge freezer (1225mm)	X	X	X	X	X	X	X	S	S	O	X	S	O	O	O	
	Integrated fridge freezer (full size)	S	S	S	S	S	S(6)	S(6)	O	O	O	S	O	O	O	O	
	Hob	X	X	O	O	S	O	O	O	O	S	S	S	S	S	S	
	Integrated cooker	X	X	X	X	O	X	X	S	S	O	O	O	O	O	O	
	Integrated cooker with LED clock/minute minder	X	X	S	S	O	S	S	O	O	O	O	O	O	O	O	
	Integrated oven & grill with separate hob	S	S	X	X	X	X	X	X	X	X	X	X	X	X	X	
	Integrated 450mm wide dishwasher	S	S	O	O	O	O	O	O	O	O	O	O	O	O	O	
Bathroom	Shower with thermostatic mixer	S	O	O	O	O	O	O	O	O	O	O	O	O	O	O	
	Dual flush WC	S	S	S	S	S	S	S	S	S	S	S	S	S	S	S	
	Bath with thermostatic mixer shower over	S(7)	X	X	X	X	X	X	X	X	X	X	X	X	X	X	
	Extractor fan	S	S	S	S	S	S	S	S	S	S	S	S	S	S	S	
Bedroom	Lift up storage bed to main bedroom	X	S	S	S	O	S	S	O	O	O	O	O	O	O	O	
	Divan bed with storage	S	X	X	X	X	X	X	X	X	X	X	X	X	X	X	
	Gazunder bunk beds	O	O	O	O	O	O	O	O	O	O	O	O	O	O	O	
	Deluxe mattress upgrade	S	S	O	O	O	O	O	O	O	O	O	O	O	O	O	
	Tuftained mattresses	O	O	O	O	O	O	O	O	O	O	O	O	O	O	O	
	Padded headboards	S	S	S	S	S	S	S	S	S	X	X	S	S	S	X	
Safety	Smoke alarm (10 year battery)	O	O	O	O	O	O	O	O	O	O	O	O	O	O	O	
	Carbon monoxide detectors (7 year battery)	O	O	O	O	O	O	O	O	O	O	O	O	O	O	O	
	Fire extinguisher	O	O	O	O	O	O	O	O	O	O	O	O	O	O	O	
	Fire blanket	O	O	O	O	O	O	O	O	O	O	O	O	O	O	O	

(1) 1000/2 Super Willow & 1000/2 Super Willow Classic - Dividing door not available

(2) 900/1 Maple - Dividing door not available

(3) 1100/2 Super Plus & 1200/2 Super Plus Retreat - Dividing door standard

(4) 1000/2 Super Plus ST Andes - Dividing door standard

(5) 900/2 Super & 1000/2 Super Andes - Fixed seating is standard

(6) 1000/2 Willow Classic & 1000/2 Willow - Integrated fridge freezer (1225mm) with microwave above

(7) 1100/2, 1150/2 & 1200/2 Super Plus Redwood- only standard shower, no bath/ shower